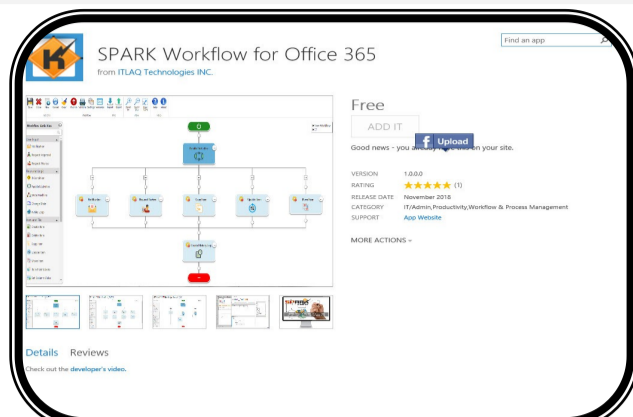


SPARK Newsletter



Finally! SPARK Workflow for Office 365 is Available Now on the Office Store!



We are very excited to announce the availability of SPARK Workflow for Office 365 on the office store, having great new features and strong workflow structure. You can add SPARK Workflow to your tenant for free and enjoy creating fantastic workflow easily and quickly. What you are waiting for?

[Get it now from Office Store](#) | [Get More Details...](#)

SPARK Workflow Release (4.9.20.70)

We are pleased to announce releasing a new version of **SPARK Workflow (4.9.20.70)** for SharePoint 2013 and SharePoint 2016 on premise, which has many new features, enhancements and hotfixes such as:

- Activities Set Container
- Item Attachments Activity
- Copy Attachments Activity
- PowerShell Script Executing Activity.
- Create Site Activity.
- Create List Activity
- Delete List Activity
- Delete Site Activity
- Attach files to emails/tasks notifications
- Copy, Move, Create, Update and Delete Documents on other site collections and locations
- Undo / Redo your design actions on the workflow canvas.
- Major UX/UI enhancements on the solution pages.
- Enhancements on the email body rich text editor
- Enhancements on the way of selecting and dealing with the workflow variables.
- Enhancements on the workflow scheduler timer job performance and mechanism.
- New functions
- Improved performance
- Important fixes.

and many more great new enhancements and features for more details visit [SPARK Workflow Versions](#).

SPARK Forms Builder Release (7.9.145.260)

We are pleased to announce releasing a new version of **SPARK Forms Builder (7.9.145.260)** for SharePoint 2013 and SharePoint 2016 on premise, which has many new features, enhancements and hotfixes such as:

- Major enhancements on exporting forms into optimized PDF files
- A new important cases have been added to the "Case Manager" tool.
- Condition Builder Tool
- Controls Priorities Tool
- Form Debugging Tool
- Advanced Repeater Control (Support Nested Repeaters, improved performance and stability).
- Panels Table Control.
- Accordion Control
- QR Control
- Splitter Control
- HTML Text Control
- PDF Page Break Control
- Enhancements on "Rules Manager"
- Enhancements on "CAML Query Builder"
- Enhancements on designing tools
- New important functions
- Many Other New Improvements.
- Important hotfixes.

And many more great new enhancements and features, for more details visit [SPARK Forms Builder Versions](#).

Why The New Release of SPARK Forms Builder for Office 365 Will Blow Your Mind!

We are very excited to announce that the new release of SPARK Forms Builder for Office 365 will be available soon in January, 2019, and it will be very different from than the old one, How?

- Will be hosted on the Office 365 servers and will leverage that by using built in SharePoint Online capabilities and features without having to work on our hosting servers.
- It will be at least 10 times faster than the current release when running large and complex forms.
- Will have super performance and it will leverage the hosted apps features and works tightly with the O365 features without any delay.
- Will have all the features that are already presented in the on premise version of SPARK Forms Builder.
- Will have many great features that will enable users to create fabulous forms with no time.
- It will be available on the Office Store and users will be able to deploy it fast.
- Our current clients will be able to switch to it and enjoy the great performance it will deliver to their current forms.

SPARK Forms Builder & SPARK Workflow will Support SharePoint 2019 Edition



How To Schedule a Daily Site Backup Using PowerShell Activity in SPARK Workflow.

This video will show you how you can create a scheduled site backup using SPARK Workflow PowerShell activity. The PowerShell activity allows the user to execute PowerShell scripts in workflows and gain a massive power within your workflow to do unlimited actions that you never thought you could do with workflows.



[Watch the video Now!](#)

Creating Nested Repeaters is Now Doable!




[Watch the video Now!](#)

This video will show you how you can create nested repeaters in your form and integrate them with other lists in two minutes, using SPARK Forms Builder without the need to write a single line of code.


Improve Your Form UX Using Accordion, Splitter & HTML Text Controls.

In this video you will see how to improve your form's user experience using the new set of controls in SPARK Forms Builder. By using Accordion, Splitter and the HTML Text controls you will be able to provide an art of design forms to your users and clients, easily simply and without the need to write a single line of code.



[Watch the video Now!](#)

Have a look how you can leverage these great tools in your form to provide a great user interactive interface to the user and enhance the work he/she works.



ITLAQ is having partners everywhere. **Be one of them!**

Newsletter Spotlight

- **SPARK Workflow for Office 365 is Available Now!**
- **SPARK Workflow New Release (4.9.20.70).**
- **SPARK Forms Builder for SharePoint 2013 & 2016 New Releases(7.9.145.260).**
- **Why The New Release of SPARK Forms Builder for Office 365 Will Blow Your Mind!**
- **How To Schedule a Daily Site Backup Using PowerShell Activity in SPARK Workflow.**
- **Creating Nested Repeaters is Now Doable!**
- **Improve Your Form UX Using Accordion, Splitter & HTML Text Controls.**
- **Prevent Form Gaps When Using Panels Table Control.**
- **Work with Attachments Using SPARK Workflow**

Do you know?

You can sign up for free or paid training courses provided by our partners (TEKDOG INC.) for **SPARK Forms & Workflow**



Join our community now!

Many new posts, case studies, articles and tons of videos have been added to SPARK community web site since it was published online, the main aim is to provide SPARK professionals, developers and designers with a rich source of knowledge base on how to use its controls, functions, rules and scripts in order to create a responsive powerful forms for their SharePoint environment for both on premises and Office 365.

Visit [SPARK Community Site](#) and be a member now.

Top active members of the community who will provides significant ideas, solutions and information will be awarded by getting a special offers, discounts and a free development licenses.

For You 30% Off

We are still offering big discounts for non-profit organizations worldwide, if your organization is a governmental, educational, humanitarian, voluntary, community or charitable then your organization is entitled to have a discount for over than 30%.

ITLAQ policy is to support such type of organizations and provide them with all needed technical support for the lowest prices possible.

Work with Attachments Using SPARK Workflow



[Watch the video Now!](#)

In this video you will see how you can attach files to emails sent through your workflow using Notification, Request Review, Request Approval and Custom Request activities, Also you'll see how you can attach files to a list item and copy its attachments to a destination document library, without the need to write any line of code using SPARK Workflow.

Prevent Form Gaps When Using Panels Table Control

[Watch the video Now!](#)

In this video you will see how you can attach files to emails sent through your workflow using Notification, Request Review, Request Approval and Custom Request activities, Also you'll see how you can attach files to a list item and copy its attachments to a destination document library, without the need to write any line of code using SPARK Workflow.

To remove your name from our mailing list please [click here](#).

Questions or comments?

Email us at info@itlaq.com

call +1(305)549-8561